


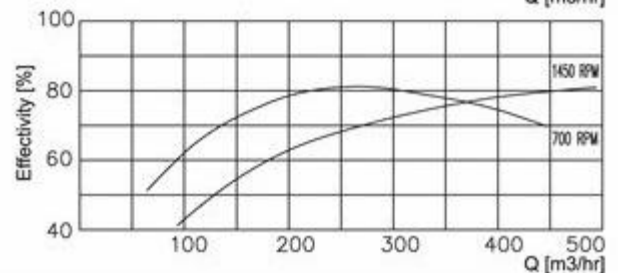
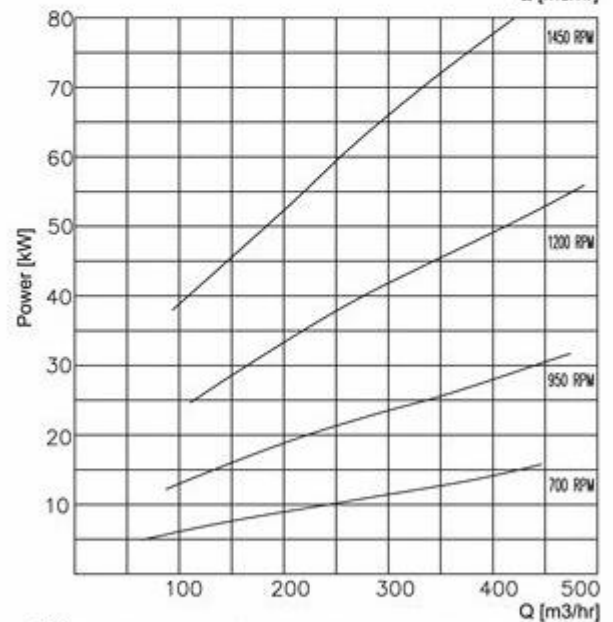
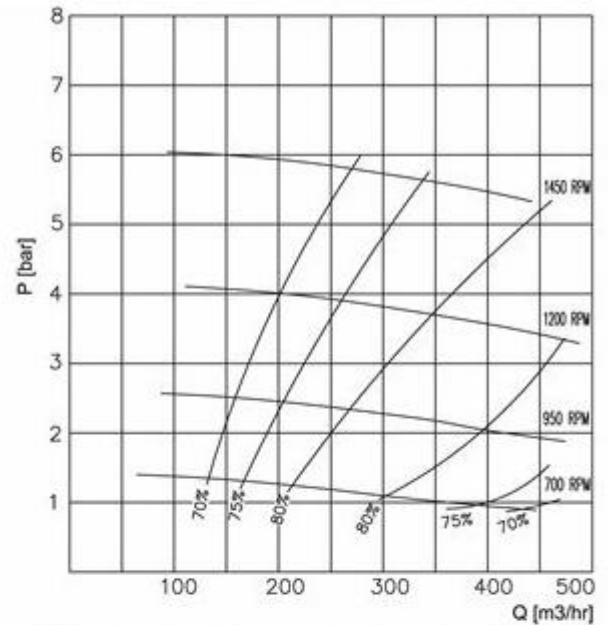
Dredge Pump EDP150



The Eureka dredge pump (EDP) handles a high concentration. The efficiency is caused by the double curved impeller blades. For use in a dry environment a 60% level is needed to make the pump self-priming. The submersible version has an extra seal set on the drive shaft. The EDP pumps are built from separate wear-resistant parts to exchange wear parts easily and still work cost effective. The standard pumps have adjustable casting positions and can be mounted easily into an existing dredger. The EDP's have a long lifetime, low maintenance, optimum suction capacity and low energy consumption.

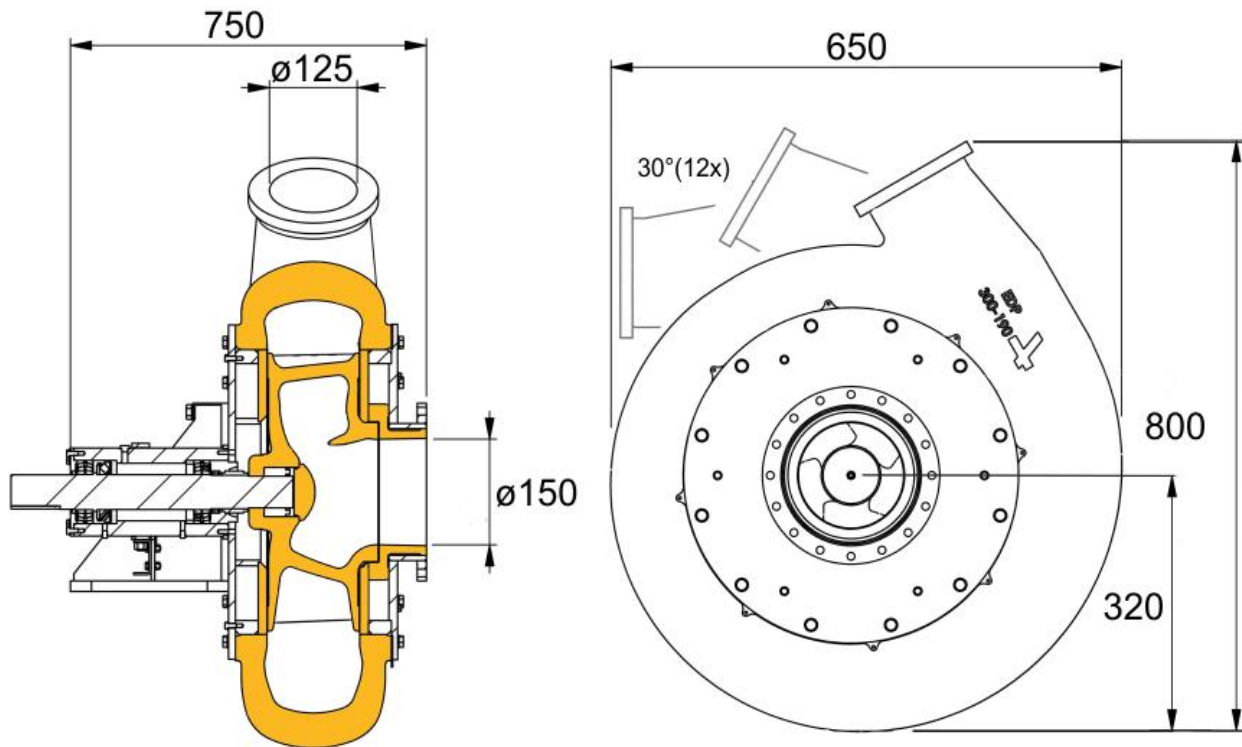
General information:

- Capacity max. 450 m³/hr
- Work pressure max. 4.5 bar
- Pump shaft speed max. 1350 rpm
- Power at shaft max. 70 kW
- Suction diameter 150 mm
- Pressure diameter 125 mm
- Spherical passage 100 mm
- Blades 3 pcs
- Impeller size 400 mm
- Weight 400 kg
- Material composition Ni-hard 4
Hardox



Dredge Pump EDP150

Main dimensions:



Delivery Pipe



Inspection hole



Cutter dredger Delta



Water jet head

EUREKA
www.eureka-bv.com

Maasstraat 3
NL-7071 VR ULFT
The Netherlands

Phone : 0 (031) 315 377 608
Fax : 0 (031) 315 377 609
Email : info@eureka-bv.com